

4

3


2

1

REVISION HISTORY								
REV	ZONE	DESCRIPTION	DATE	DRAWN	CHECKED	STRESS	MFG	APPROVED
A	-	INITIAL RELEASE	06/25/2025	<i>mg</i>	<i>AMP</i>	N/A	<i>vg</i>	<u>MS</u> MS

INDEX			
SHEET	REV	DESCRIPTION	NHA
1	A	INDEX/PARTS LIST	-
2	A	NOTES	-
3	A	DETAIL -139A	-
4	A	DETAIL -139B	-
5	A	DETAIL -140	-
6	A	DETAIL -305B DETAIL -305A	-
7	A	DETAIL -307	-

5	AES-D0010-307	FOAM BLOCK	1
4	AES-D0010-305B AES-D0010-305A	FOAM BLOCK	1
3	AES-D0010-140	FOAM BLOCK	1
2	AES-D0010-139B	FOAM BLOCK	1
1	AES-D0010-139A	FOAM BLOCK	1
ITEM	PART NO.	DESCRIPTION	QTY

UNLESS OTHERWISE SPECIFIED DIMENSIONS ARE IN INCHES			STC YES <input checked="" type="checkbox"/> NO <input type="checkbox"/>	AIRCRAFT EFFECTIVITY 767		 AERSALE INC. 9850 NW 41ST STREET, SUITE 400 DORAL, FLORIDA 33178 +1 305.764.3200
ANGLES $\angle \pm 2^\circ$			DRAWN <i>Maichel Gonzalez</i>	NAME	DATE	
DECIMALS .X $\pm .25$ .XX $\pm .25$ .XXX $\pm .25$			CHECKED <i>Andree Pinada</i>	N/A	N/A	TITLE FOAM BLOCK - CONFIGURATION 2
INTERPRET GEOMETRIC TOLERANCING PER: ASME Y14.5-2018			MFG. <i>Valdesi Godoy</i>	N/A	N/A	SIZE <b>B</b>
PART OR IDENTIFYING NUMBER	NEXT ASSEMBLY	USED ON	APPROVED <i>Mauro Silva</i>	DATE	06/27/2025	CAGE CODE 5TZD1
APPLICATION			PROPRIETARY AND CONFIDENTIAL THE INFORMATION CONTAINED IN THIS DRAWING IS THE SOLE PROPERTY OF AERSALE INC. ANY REPRODUCTION IN PART OR AS A WHOLE WITHOUT THE WRITTEN PERMISSION OF AERSALE INC. IS PROHIBITED.			DWG. NO. AES-D0010
			DO NOT SCALE DRAWING			REV A
						SCALE: 1:1
						WEIGHT N/A
						SHEET 1 OF 7

4

3

2

1

B

B

A

A

**NOTES:**

1. FOAM TO BE IN ACCORDANCE WITH MIL SPEC MIL-PRF-87260B, CLASS 2 - GRADE I (COARSE PORE).
2. IF BULK FOAM MATERIAL IS PROVIDED, THE FOAM SHOULD BE RECEIVED IN A MULTIPACKED CONFIGURATION FROM THE SUPPLIER TO ENSURE NO CONTAMINATION. MULTIPLE BUNS MAY BE CONTAINED IN A PACKAGE BUT EACH BUN MUST BE INDIVIDUALLY PACKED. UPON RECEIPT OF THE PACKAGES, CHECK THE PACKAGE FOR DAMAGE. IF DAMAGE IS PRESENT, CHECK THE FOAM FOR DAMAGE / CONTAMINATION .REFER TO SAE SPECIFICATION AIR4170 REV. B, PARAGRAPH 3.7.1 FOR INFORMATION ON PACKAGING DAMAGE.
3. STORAGE OF THE FOAM MUST BE IN UNDAMAGED PACKAGING AWAY FROM ULTRAVIOLET LIGHT AND IN AN ENVIRONMENT WHERE CONTAMINATION IS AVOIDED. REFER TO SAE SPECIFICATION AIR4170 REV. B, PARAGRAPH 3.7.1 FOR INFORMATION ON PACKAGING DAMAGE.
4. THE FABRICATOR'S MANUFACTURING AREA SHOULD MEET REQUIRED CLEANLINESS TO CONTROL CONTAMINANTS THAT WOULD ADVERSELY AFFECT THE MATERIAL OR ITS FUNCTIONALITY. IT IS EXTREMELY IMPORTANT TO CONTROL SUCH CONTAMINANTS AS FOREIGN PARTICLES, METAL PARTICLES, DUST, SUNLIGHT, WATER, WATER VAPOR STEAM, HARMFUL LIQUIDS, AND HARMFUL GASES. MANUFACTURING MANAGEMENT SHOULD ADDRESS THE REQUIREMENTS IDENTIFIED IN SAE SPECIFICATION AIR4170 REV. B, PARAGRAPH 3.7.3.
5. CUTTING AND SHAPING OF INDIVIDUAL FOAM COMPONENTS CAN BE ACCOMPLISHED BY THE FOLLOWING METHODS:
  1. HOT WIRE CUTTING (SEE SAE SPECIFICATION AIR4170 REV. B, PARAGRAPH 3.7.3.1).
  2. MECHANICAL BLADE TYPE CUTTING (BAND SAW, ELECTRIC KNIFE) SEE SPECIFICATION AIR4170 REV. B, PARAGRAPH 3.7.3.2)
  3. SPECIALLY DESIGNED / MANUFACTURED SMOOTH BLADE TYPE CUTTING TOOLS.
6. HANDLING OF RETICULATED POLYURETHANE FOAM SHOULD NOT RESULT IN THE TRANSFER OF FOREIGN MATERIALS ONTO, OR INTO THE FOAM STRUCTURE. THE CLOTHING WORN BY PERSONNEL FABRICATING THE COMPONENTS/KITS SHOULD NOT BE A SOURCE OF CONTAMINATION TO THE FUEL CELL BAFFLE MATERIAL. REFER TO SAE SPECIFICATION AIR4170 REV. B, PARAGRAPH 3.7.3.3 FOR FURTHER DETAILS.
7. UPON COMPLETION OF FABRICATION AND BEFORE FINAL INSPECTION, COMPONENTS WILL REQUIRE A FINAL CLEANING TO REMOVE ANYFOAM DEBRIS OR CONTAMINANTS LEFT FROM THE FABRICATING PROCESS. ALL COMPONENTS MUST BE BOUNCED AND THOROUGHLY SCRUBBED ON A SCREEN OR HARDWARE CLOTH TO REMOVE LOOSE PARTICLES OF FOAM AND/OR BEADS OF MELTED FOAM AS A RESULT OF FABRICATION. REFER TO SAE SPECIFICATION AIR4170 REV. B, PARAGRAPH 3.7.3.4 FOR INFORMATION ON CLEANING.
8. COMPONENT IDENTIFICATION NUMBERS/LETTERS MUST BE APPLIED TO EACH COMPONENT AFTER FABRICATION IN THE POSITION SHOWN ON THE DRAWINGS. REFER TO NOTES 11 AND 12 FOR ADDITIONAL DETAILS ON MARKING. PART MARKING MUST ALSO INCLUDE DATE OF FABRICATION. INK TO BE IN ACCORDANCE WITH FEDERAL SPECIFICATION A-A-208( ) IN A CONTRASTING COLOR.
9. PART MARK CORRECTION CAN BE ACCOMPLISH BY BLACKING OUT LEGEND AND RE-IDENTIFYING THE FOAM BLOCK USING INK IN ACCORDANCE WITH FEDERAL SPEC A-A-208( ) IN A CONTRASTING COLOR.
10. IMMEDIATELY UPON COMPLETING THE CLEANING AND IDENTIFICATION MARKING OF A COMPONENT IT SHALL BE PACKAGED TO PREVENT POSSIBLE CONTAMINATION. MINIMUM LEVEL OF PROTECTION WHEN PACKAGING SHOULD BE AS FOLLOWS:
  - EACH INDIVIDUAL COMPONENT SHALL BE WARPPED IN A 4-MILL, BLACK POLYETHYLENE FILM, TAPED OR SEALED CLOSED, AND PROPERLY IDENTIFIED.
  - INDIVIDUALLY WRAPPED COMPONENTS SHALL THEN BE MULTIPACKED INTO COMMERCIAL GRADE CORRUGATED CARTONS, AND SEALED CLOSED WITH TAPE. MARKINGS ON THE EXTERIOR CARTON SHALL IDENTIFY THE CONTENTS. THE PACKAGED COMPONENTS/KITS SHALL BE STORED IN AN AREA TO PROTECT THEM FROM THE OUTDOOR ENVIRONMENT.
 REFER TO SAE SPECIFICATION AIR4170 REV. B, PARAGRAPH 3.7.6 FOR INFORMATION ON PACKAGING AND STORAGE.
11. MARKINGS ON THE FOAM REPRESENT THE FOLLOWING:
 

'F' - FACE OF FOAM FACING FORWARD OF THE AIRCRAFT

↑ - 'THIS END UP' ARROW
12. PART NUMBER AND ALL MARKINGS PER NOTE 10 TO BE MARKED IN POSITION SHOWN ON DRAWING. THE MINIMUM TEXT HEIGHT OF PART NUMBER IS 2 INCHES AND MAXIMUM TEXT HEIGHT IS 2.5 INCHES. THE TEXT HEIGHT FOR FACE OF FOAM MARKING ('F') IS 5 INCHES AND ARROW HEIGHT IS 5 INCHES. HOWEVER, IF CONSTRAINED FOR SPACE PART NUMBER CAN BE MARKED ON ADJACENT FACES. ARROW NEEDS TO BE CONSPICUOUS.
13. ARROW INDICATES DIRECTION OF AIRCRAFT RELATIVE TO THE FOAM SECTION VIEW. THIS IS TO ASSIST MARKINGS ON THE FOAM BLOCK.
14. REFER TO CUT LINE, DIMENSIONS TO AND FROM CUT-LINE HAVE TOLERANCE +/- 2 INCHES.
15. ONCE PARTS ARE CUT, ENSURE PART NUMBER AND ALL MARKINGS ARE REPLICATED ON ALL SPLIT PARTS. ADDITIONALLY, MARK THE LETTERS 'A', 'B', 'C' OR 'D' AS INDICATED ON THE DRAWING.

SIZE <b>B</b>	CAGE CODE 5TZD1	DWG. NO. AES-D0010	REV A	 AERSALE INC. 9850 NW 41ST STREET, SUITE 400 DORAL, FLORIDA 33178 +1 305.764.3200
SCALE: 1:1			SHEET 2 OF 7	

4

3

2

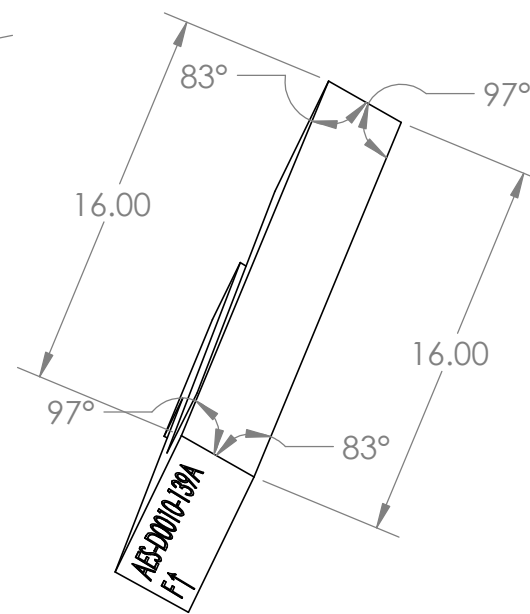
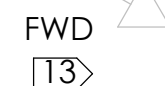
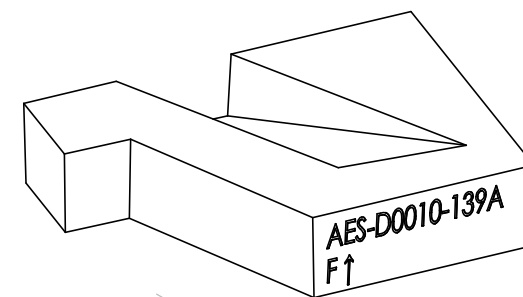
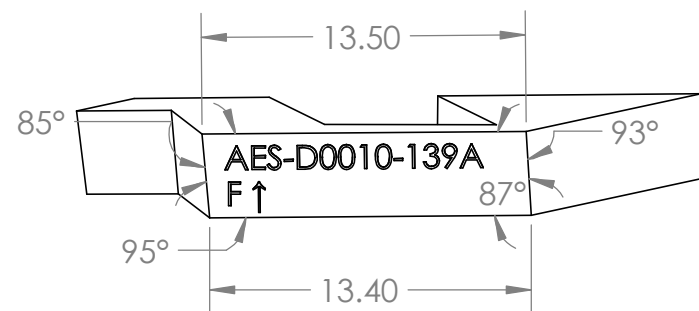
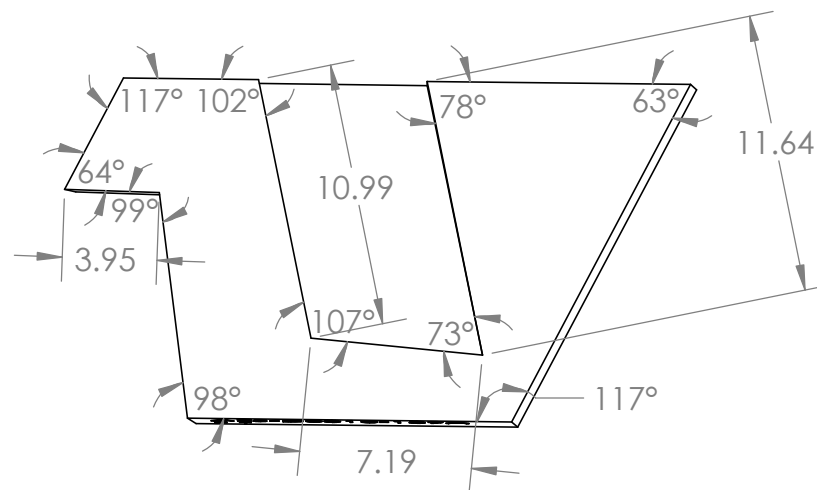
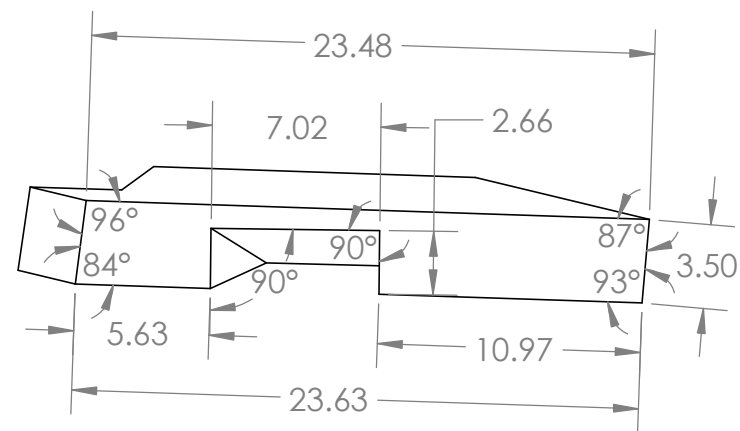
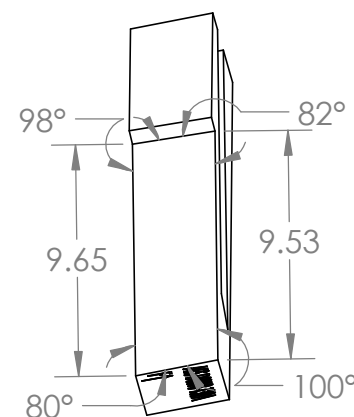
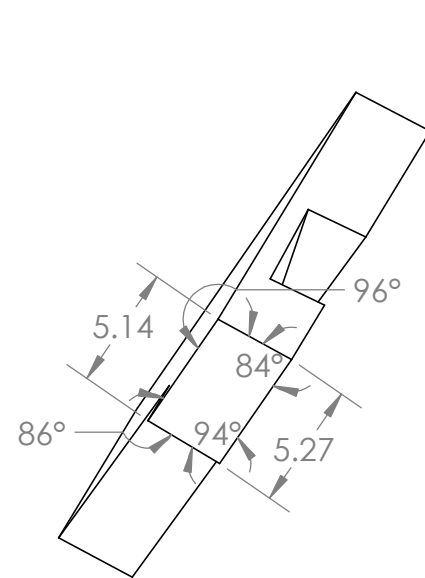
1

B


B

A

A



AES-D0010-139A

SIZE <b>B</b>	CAGE CODE 5TZD1	DWG. NO. AES-D0010	REV A	 AERSALE INC. 9850 NW 41ST STREET, SUITE 400 DORAL, FLORIDA 33178 +1 305.764.3200
SCALE: 1:8			SHEET 3 OF 7	

4

3

2

1

4

3

2

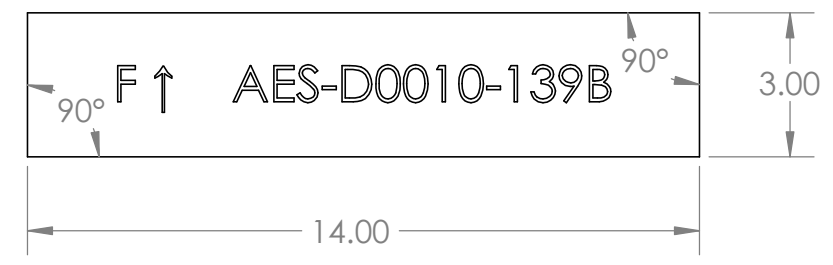
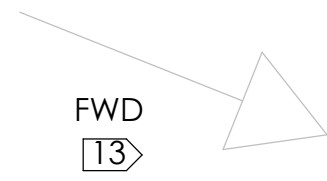
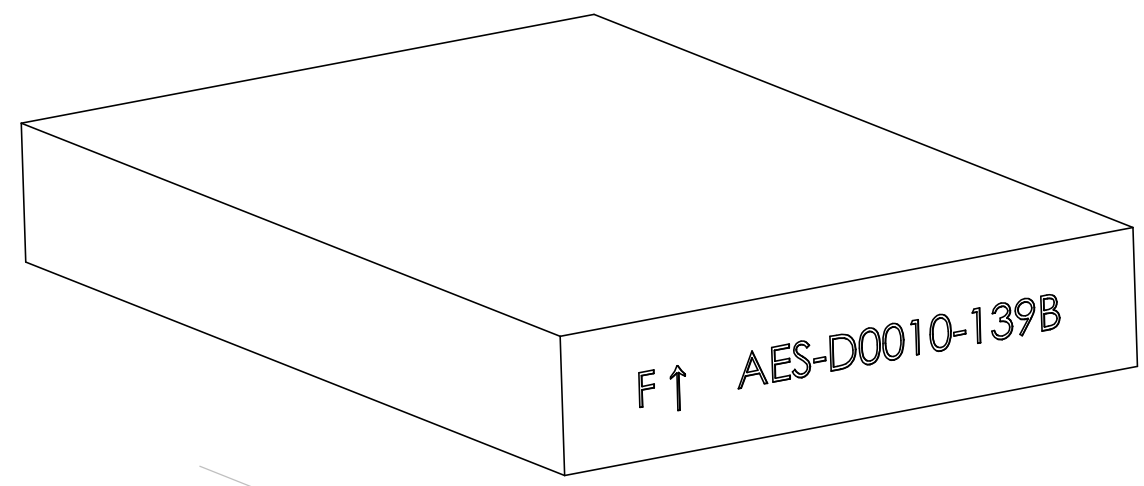

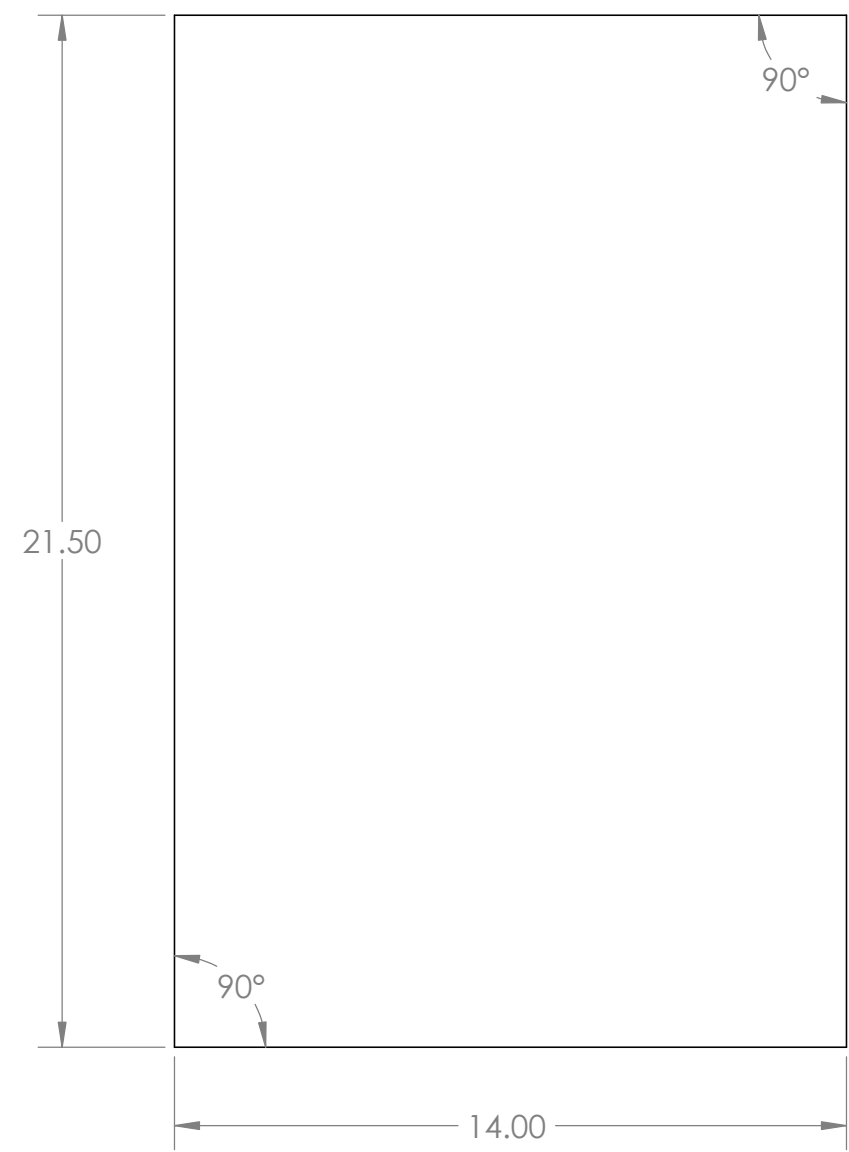
1

B


B

A

A



AES-D0010-139B

SIZE <b>B</b>	CAGE CODE 5TZD1	DWG. NO. AES-D0010	REV A	 AERSALE INC. 9850 NW 41ST STREET, SUITE 400 DORAL, FLORIDA 33178 +1 305.764.3200
SCALE: 1:4			SHEET 4 OF 7	

4

3

2

1

4

3

2

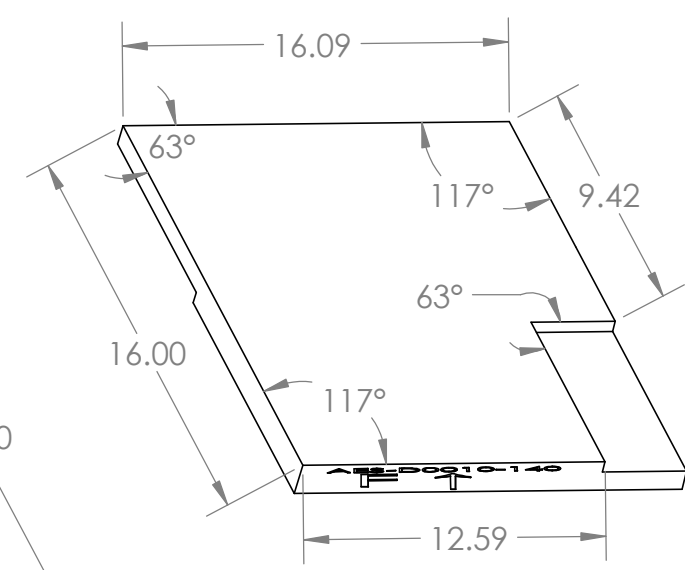
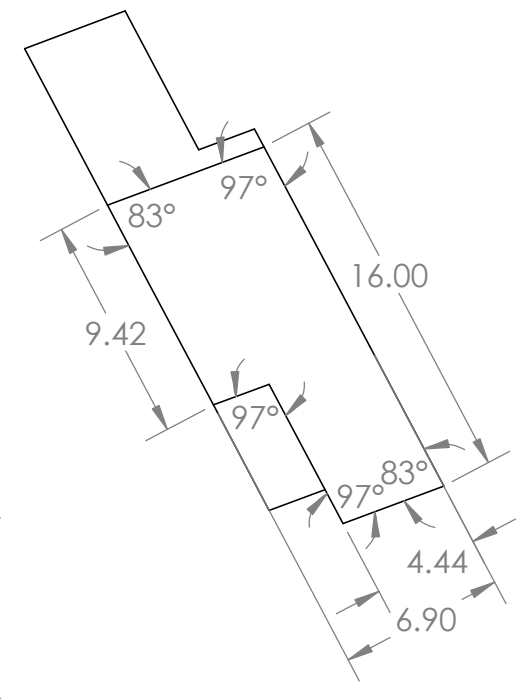
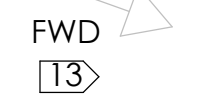
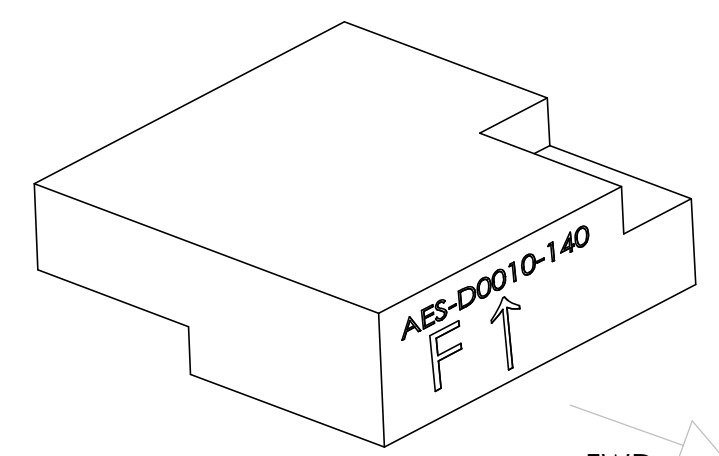
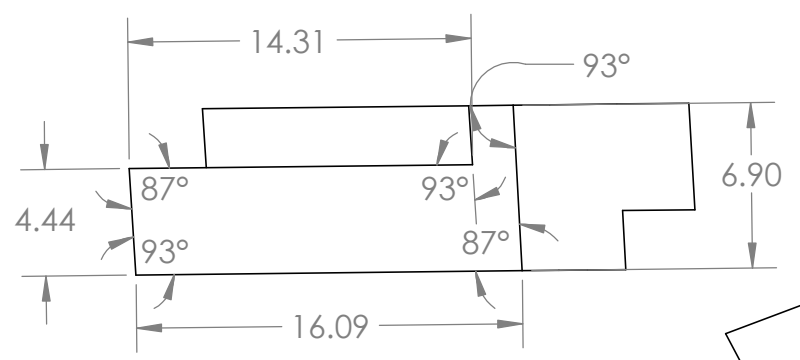
1

B

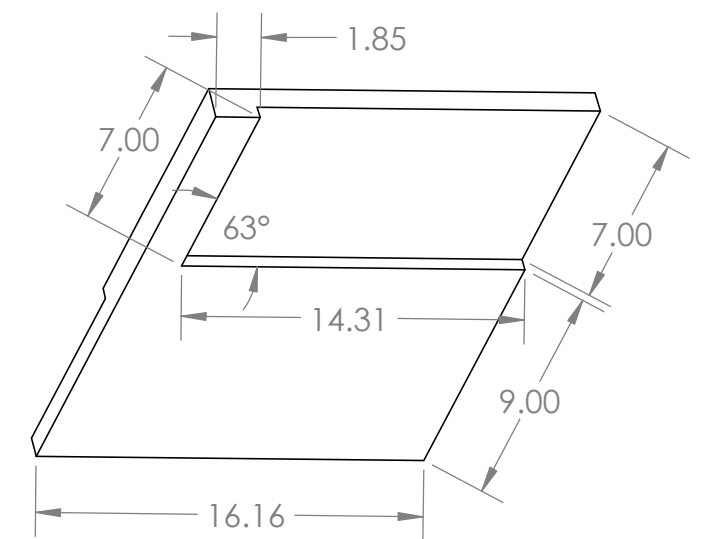
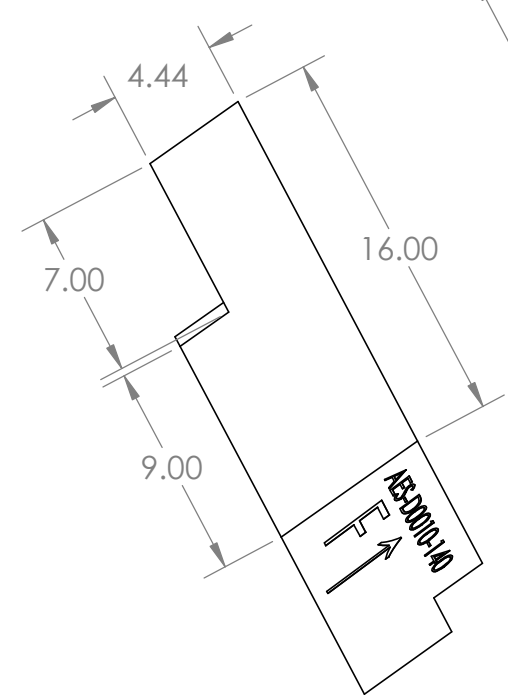
B

A

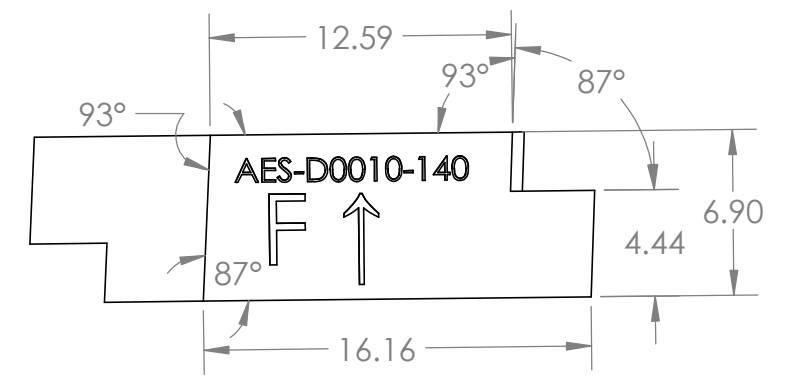
A




TOP VIEW



BOTTOM VIEW



AES-D0010-140

SIZE <b>B</b>	CAGE CODE 5TZD1	DWG. NO. AES-D0010	REV A	 AERSALE INC. 9850 NW 41ST STREET, SUITE 400 DORAL, FLORIDA 33178 +1 305.764.3200
SCALE: 1:8		SHEET 5 OF 7		

4

3

2

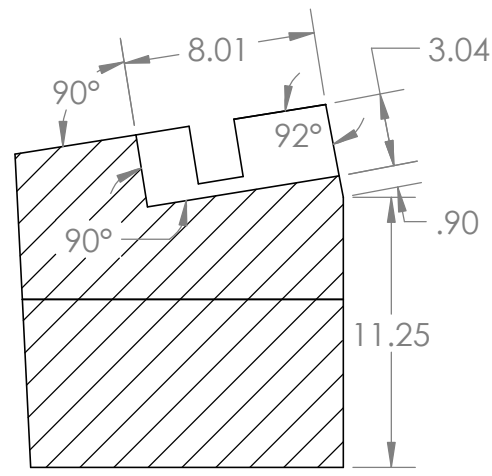
1

4

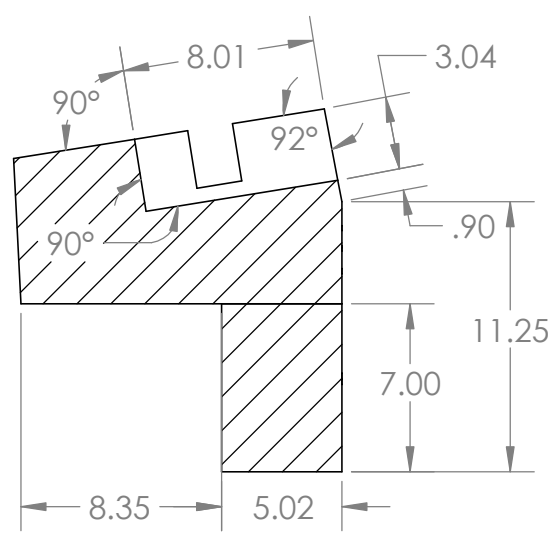
3

2

1

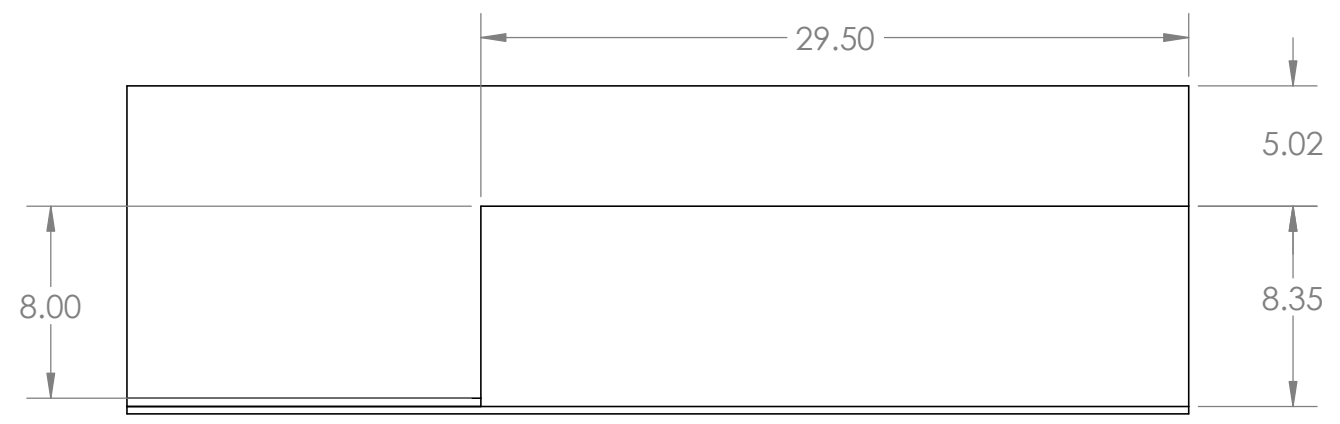
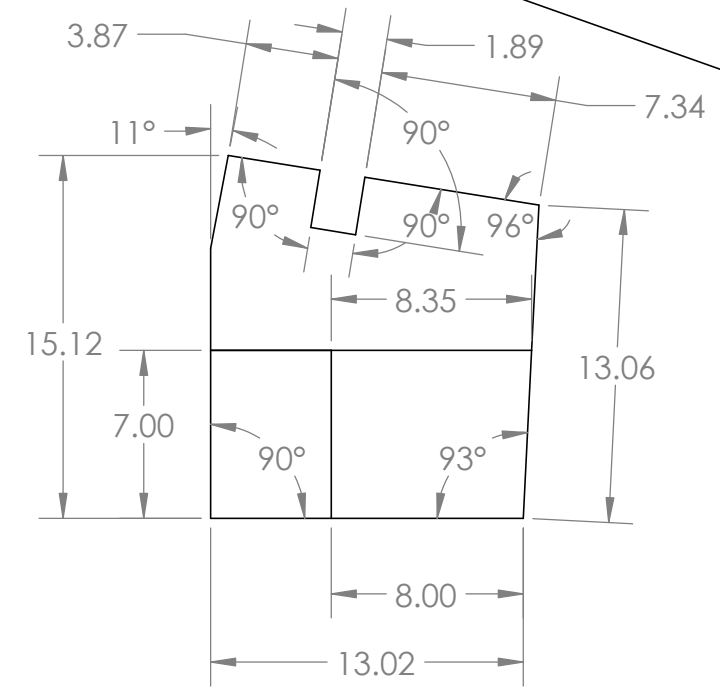
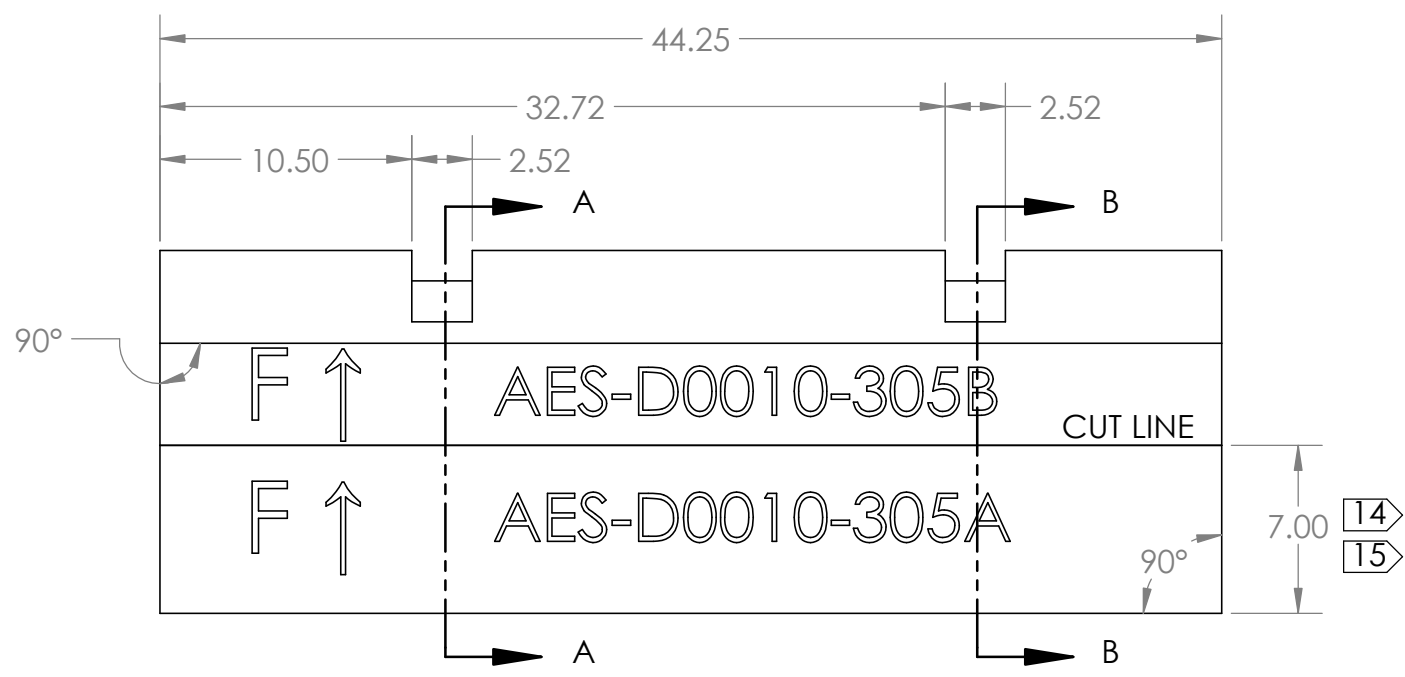
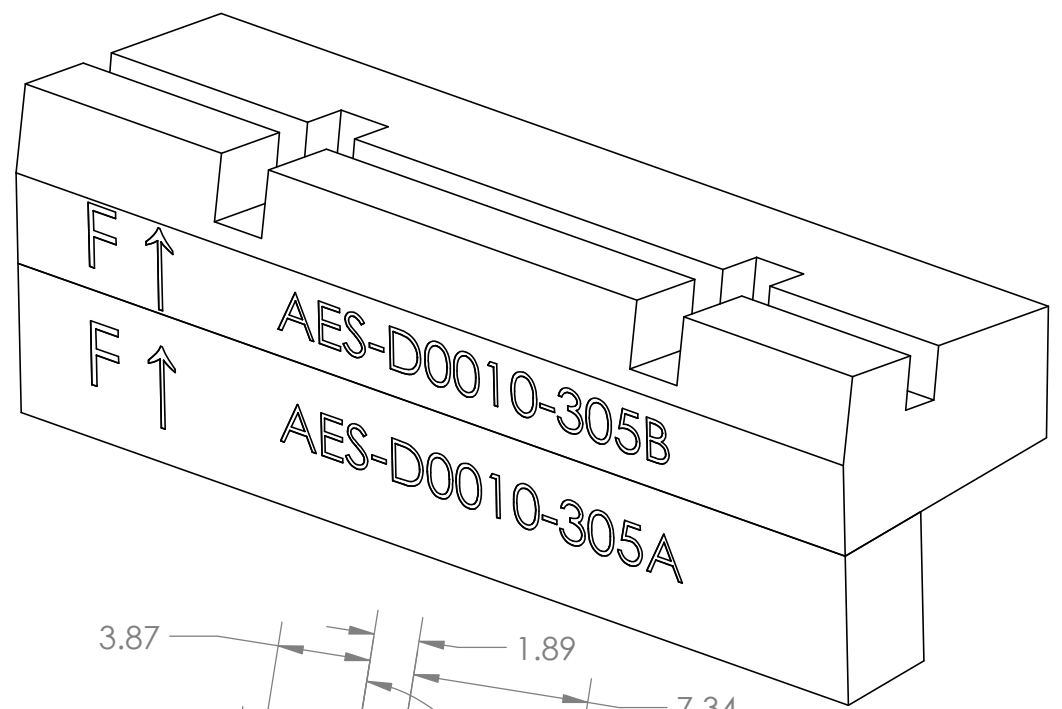


SECTION A-A




SECTION B-B

FWD  
13



AES-D0010-305B  
AES-D0010-305A

SIZE <b>B</b>	CAGE CODE 5TZD1	DWG. NO. AES-D0010	REV A	 AERSALE INC. 9850 NW 41ST STREET, SUITE 400 DORAL, FLORIDA 33178 +1 305.764.3200
SCALE: 1:8		SHEET 6 OF 7		

4

3

2

1

B

B

A

A

4

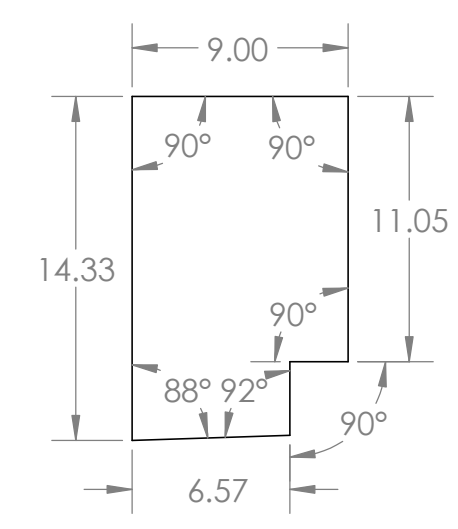
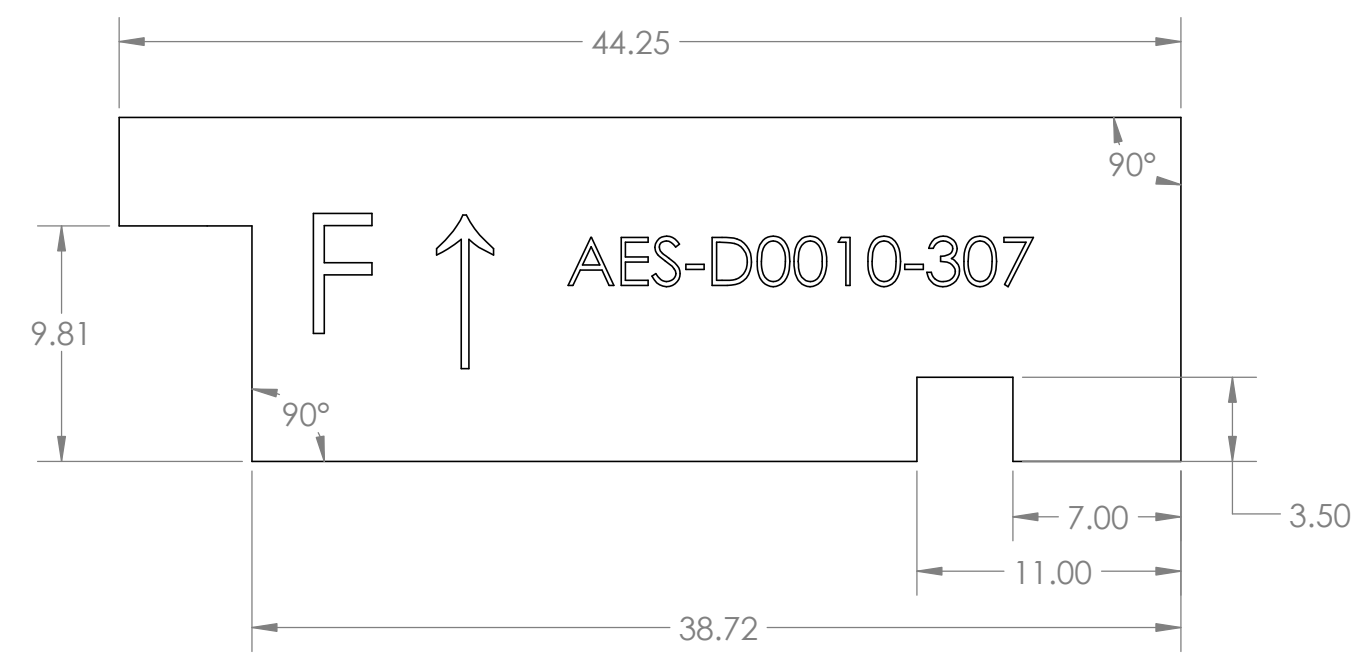
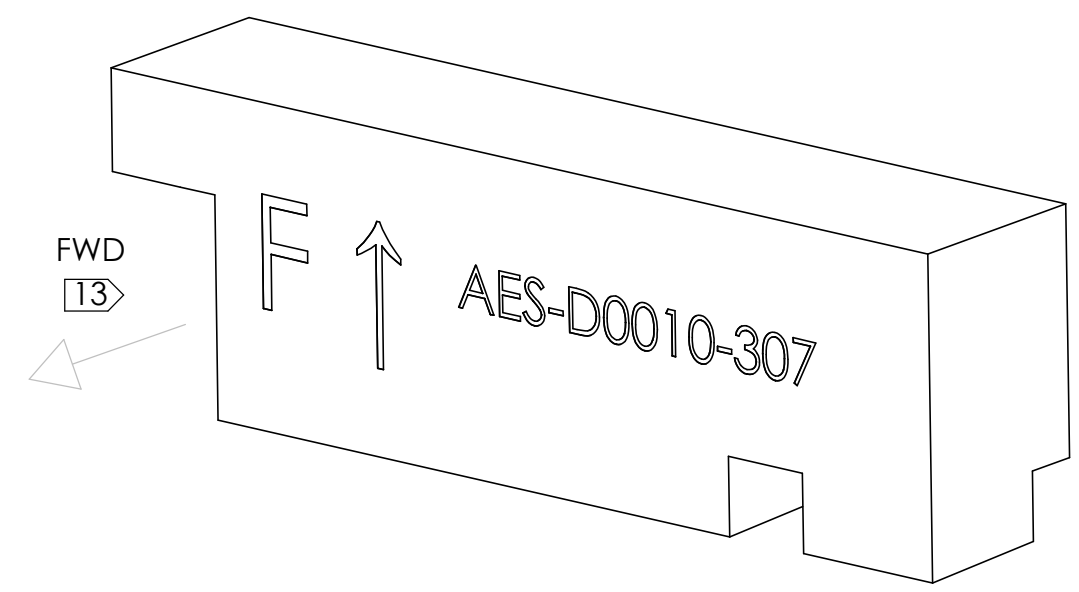
3

2

1

B


B



A

A

AES-D0010-307

SIZE <b>B</b>	CAGE CODE 5TZD1	DWG. NO. AES-D0010	REV A	 AERSALE INC. 9850 NW 41ST STREET, SUITE 400 DORAL, FLORIDA 33178 +1 305.764.3200
SCALE: 1:8		SHEET 7 OF 7		

4

3

2

1












# AES-D0010 Rev A

Final Audit Report

2025-06-27

Created:	2025-06-25
By:	Maickel Gonzalez (mgonzalez@aersale.com)
Status:	Signed
Transaction ID:	CBJCHBCAABAASAsLHvV64qmJPZCK0vj74wCF5lqw4CG

## "AES-D0010 Rev A" History


-  Document created by Maickel Gonzalez (mgonzalez@aersale.com)  
2025-06-25 - 3:47:45 PM GMT
-  Document emailed to Maickel Gonzalez (mgonzalez@aersale.com) for signature  
2025-06-25 - 3:47:50 PM GMT
-  Document emailed to Andres Pineda (apineda@aersale.com) for signature  
2025-06-25 - 3:47:50 PM GMT
-  Document emailed to Valdeci Godoy (vgodoy@aersale.com) for signature  
2025-06-25 - 3:47:50 PM GMT
-  Document emailed to Mauro Silva (mauro.silva@aersale.com) for signature  
2025-06-25 - 3:47:50 PM GMT
-  Email viewed by Maickel Gonzalez (mgonzalez@aersale.com)  
2025-06-25 - 3:48:39 PM GMT
-  Document e-signed by Maickel Gonzalez (mgonzalez@aersale.com)  
Signature Date: 2025-06-25 - 3:49:08 PM GMT - Time Source: server
-  Email viewed by Andres Pineda (apineda@aersale.com)  
2025-06-25 - 6:39:13 PM GMT
-  Document e-signed by Andres Pineda (apineda@aersale.com)  
Signature Date: 2025-06-25 - 6:42:14 PM GMT - Time Source: server
-  Email viewed by Mauro Silva (mauro.silva@aersale.com)  
2025-06-25 - 11:35:14 PM GMT
-  Email viewed by Valdeci Godoy (vgodoy@aersale.com)  
2025-06-26 - 1:28:32 AM GMT

 Document e-signed by Valdeci Godoy (vgodoy@aersale.com)

Signature Date: 2025-06-26 - 7:45:51 PM GMT - Time Source: server

 Email viewed by Mauro Silva (mauro.silva@aersale.com)

2025-06-27 - 6:20:28 AM GMT

 Document e-signed by Mauro Silva (mauro.silva@aersale.com)

Signature Date: 2025-06-27 - 12:47:32 PM GMT - Time Source: server

 Agreement completed.

2025-06-27 - 12:47:32 PM GMT